



## VAR MS Home Learning - Structure of Daily Activities

### 5th Grade

Content	Zoom Link	Suggested Time	Primary Resource	Day 1	Day 2	Day 3
<b>Reading and Writing</b>	Tuesday 1 pm	1 hour	<a href="#">Great Minds Knowledge on the Go Reading A-Z</a>	<p>Great Minds Knowledge on the Go. Please click on the link below. You will be completing lessons in <b>Module 4 Lesson 7 Parts 1 and 2.</b></p> <p><a href="#">Lesson 7 Part 1</a></p> <p><a href="#">Lesson 7 Part 2</a></p> <p>Please use a notebook to record your responses and notes for Part 1 and Part 2.</p> <p>Answer questions in Google Classroom. <a href="#">Day 1 Response Form</a></p> <p>RAZ: Read a book on your level</p> <p><a href="#">TSU</a></p>	<p>Great Minds Knowledge on the Go. Please click on the link below. You will be completing lessons in <b>Module 4 Lesson 8 Parts 1 and 2.</b></p> <p><a href="#">Lesson 8 Part 1</a></p> <p><a href="#">Lesson 8 Part 2</a></p> <p>Please use a notebook to record your responses and notes for Part 1 and Part 2.</p> <p>Answer questions in Google Classroom. <a href="#">Day 2 Response Form</a></p> <p>RAZ: Read a book on your level</p> <p><a href="#">TSU</a></p>	<p>Great Minds Knowledge on the Go. Please click on the link below. You will be completing lessons in <b>Module 4 Lesson 9 Parts 1 and 2.</b></p> <p><a href="#">Lesson 9 Part 1</a></p> <p><a href="#">Lesson 9 Part 2</a></p> <p>Please use a notebook to record your responses and notes for Part 1 and Part 2.</p> <p>Answer questions in Google Classroom. <a href="#">Day 3 Response Form</a></p> <p>RAZ: Read a book on your level</p> <p><a href="#">TSU</a></p>



### VAR MS Home Learning - Structure of Daily Activities

				<u>CAL</u>	<u>CAL</u>	<u>CAL</u>
<b>Math</b>	Tuesday 12pm	1 hour	<a href="#">GreatMinds Knowledge on the Go</a> <a href="#">Aleks</a>	1. Watch <a href="#">Lesson 13</a> 2. Lesson 13 Problem Set (To turn in, email Ms. Moore a picture of the work) 3. <a href="#">Exit Ticket</a> 4. <a href="#">Aleks</a> for 30 minutes (6 topics due Friday)	1. Watch <a href="#">Lesson 14</a> 2. Lesson 14 Problem Set (To turn in, email Ms. Moore a picture of the work) 3. <a href="#">Aleks</a> for 30 minutes (6 topics due Friday)	1. Watch <a href="#">Lesson 15</a> 2. Lesson 15 Problem Set (To turn in, email Ms. Moore a picture of the work) 3. <a href="#">Aleks</a> for 30 minutes (6 topics due Friday)
<b>Science</b>		30 min	<a href="#">Discovery</a> Login using your Clever account	Discovery Assignment: 1) The Shocking Effects of Static Electricity 2) Electrons  Watch videos and answer questions on this tab.	Discovery Assignment: 1) What Is Static Electricity? 2) Make Some Static Electricity (at least 5 minutes)  Watch videos and answer questions on this tab.	Discovery Assignments: 1) Getting to Know: Static Electricity 2) The Master of Lightning
<b>Social</b>		1 hour	<a href="#">BrainPop</a>	<b>Jim Crow</b>	<b>Brown vs. Board of</b>	<b>Civil Rights</b>



### VAR MS Home Learning - Structure of Daily Activities

<b>Studies</b>	<b>Weds. 1pm</b>		<p>Log in using your BrainPop Account Information.</p> <p>Class Codes: TSU - glass0946 CAL - steer6974</p>	<ul style="list-style-type: none"> <li>- Watch Movie</li> <li>- Primary Source</li> <li>- Complete Quiz</li> </ul> <p>Concept to think about: Has equal rights in the United States improved? Be prepared to explain and support your thoughts.</p>	<b>Education</b> <ul style="list-style-type: none"> <li>- Watch Video</li> <li>- Make a Movie</li> <li>- Quiz</li> </ul>	<ul style="list-style-type: none"> <li>- Watch Movie</li> <li>- Worksheet</li> <li>- Quiz</li> </ul>
<b>Related Arts</b>		30 min		<p>Art: Learn how to draw a house in two point perspective.</p> <p><a href="https://www.youtube.com/watch?v=vyeZbyEvZ28">https://www.youtube.com/watch?v=vyeZbyEvZ28</a></p> <p>OR</p> <p>Technology: <a href="http://www.funbrain.com">www.funbrain.com</a> Click on your grade level. Then select at least 2 math activities and 2 reading activities for practice.</p>	<p>Art: Attempt to build your own bridge. Instructions are below the game.</p> <p><a href="http://www.engineering.com/GamesPuzzles/BridgeBuilder/tabid/5172/Default.aspx">http://www.engineering.com/GamesPuzzles/BridgeBuilder/tabid/5172/Default.aspx</a></p> <p>OR</p> <p>Technology:</p>	<p>Art: Visit the Frank Lloyd Wright digital classroom. Here are 6 activities to help you learn about architecture.</p> <p><a href="https://franklloydwright.org/virtualclassroom/">https://franklloydwright.org/virtualclassroom/</a></p> <p>OR</p> <p>Technology: Login to <a href="http://www.typing.com">www.typing.com</a> Practice for 15 min. Then take a 3 minute</p>



### VAR MS Home Learning - Structure of Daily Activities

			<p>(Although these are subject specific activities, they build on technology skill and functions.)</p> <p>OR</p> <p>PE</p> <p>Warm-Up:</p> <p>Jumping Jacks 30 secs</p> <p>Fast feet 30 secs</p> <p>Jump Rope 30 secs</p> <p>High Knees 30 secs</p> <p>Activity:</p> <p><a href="https://www.youtube.com/watch?v=mY2S7hd_a7I&amp;list=PLtKFn2-K_dbAGVRVg6Yd98zPbhHb8JPRE&amp;index=11&amp;t=0s">https://www.youtube.com/watch?v=mY2S7hd_a7I&amp;list=PLtKFn2-K_dbAGVRVg6Yd98zPbhHb8JPRE&amp;index=11&amp;t=0s</a></p> <p><a href="https://www.youtube.com/watch?v=IjcyI5WPNo&amp;list=PLtKFn2-K_dbAGVRVg6Yd98z">https://www.youtube.com/watch?v=IjcyI5WPNo&amp;list=PLtKFn2-K_dbAGVRVg6Yd98z</a></p>	<p><a href="http://www.codemonkey.com">www.codemonkey.com</a></p> <p>Continue with coding or Sign up for free and join my class (class code is brujs) Class is limited to 30 students. If you don't join class - you can still screenshot your participation and email to me. Have fun with it. (We only have a couple more weeks of free codemonkey)</p> <p>OR</p> <p>PE</p> <p>Activity:</p> <p><a href="https://www.youtube.com/watch?v=gUWFmn8f3H4&amp;list=PLI37FJmOtrj3gKwbXWfjou1Vx46U4jr1R&amp;index=7&amp;t=0s">https://www.youtube.com/watch?v=gUWFmn8f3H4&amp;list=PLI37FJmOtrj3gKwbXWfjou1Vx46U4jr1R&amp;index=7&amp;t=0s</a></p> <p><a href="https://www.youtube.com/watch?v=dNEZKqopc2I&amp;list=PLI37FJmOtrj3gKwbXWfjou1">https://www.youtube.com/watch?v=dNEZKqopc2I&amp;list=PLI37FJmOtrj3gKwbXWfjou1</a></p>	<p>timed test. Then 5-10 min. of typing games of choice. (Remember - I can login and see progress/activity.)</p> <p>OR</p> <p>PE</p> <p>Activity:</p> <p><a href="https://www.youtube.com/watch?v=Bxw0mmiuCOc&amp;list=PLiQyPKggtKzcALVxmyCyt4tYFuPSsRSjh&amp;index=6&amp;t=0s">https://www.youtube.com/watch?v=Bxw0mmiuCOc&amp;list=PLiQyPKggtKzcALVxmyCyt4tYFuPSsRSjh&amp;index=6&amp;t=0s</a></p> <p><a href="https://www.youtube.com/watch?v=0_2gU2E0HOQ&amp;list=PLiQyPKggtKzcALVxmyCyt4tYFuPSsRSjh&amp;index=10">https://www.youtube.com/watch?v=0_2gU2E0HOQ&amp;list=PLiQyPKggtKzcALVxmyCyt4tYFuPSsRSjh&amp;index=10</a></p> <p>Cool Down:</p> <p>Hold each stretch for 20 seconds</p> <p>Bend down and touch toes, feet apart and touch right foot, feet apart and touch left foot,</p>
--	--	--	------------------------------------------------------------------------------------------------------------------------------------------------------------------------------------------------------------------------------------------------------------------------------------------------------------------------------------------------------------------------------------------------------------------------------------------------------------------------------------------------------------------------------------------------------------------------------------------------------------------------------------------------------------------------------------------------------	--------------------------------------------------------------------------------------------------------------------------------------------------------------------------------------------------------------------------------------------------------------------------------------------------------------------------------------------------------------------------------------------------------------------------------------------------------------------------------------------------------------------------------------------------------------------------------------------------------------------------------------------------------------------------------------------------------------------------------------------------------------------------------------------------------------------------------	-------------------------------------------------------------------------------------------------------------------------------------------------------------------------------------------------------------------------------------------------------------------------------------------------------------------------------------------------------------------------------------------------------------------------------------------------------------------------------------------------------------------------------------------------------------------------------------------------------------------------------------------------------------------------------------------------------------------------------------------------------------------------------------------------



### VAR MS Home Learning - Structure of Daily Activities

				<a href="#">PbhHb8JPRE&amp;index=16</a> Cool Down: Relaxation breathing for 2 minutes	<a href="#">Vx46U4jr1R&amp;index=4&amp;t=0s</a> <a href="https://www.youtube.com/watch?v=tQTS_gGZxro">https://www.youtube.com/watch?v=tQTS_gGZxro</a>	feet apart touch middle, reach for sky, bend left arm so hands touch back and use right arm to grab left elbow (then switch arms)
--	--	--	--	---------------------------------------------------------------------------------------------	----------------------------------------------------------------------------------------------------------------------------------------------------------	-----------------------------------------------------------------------------------------------------------------------------------

#### 5th Grade Suggested Student Daily Schedule 3.5hrs

9:00-10:30	Reading and Writing	If you are in need of your child's student logins to: Gmail Aleks Clever Discovery BrainPop  Please reach out to your child's homeroom teacher.
10:30-11:00	Break	
11:00-11:30	Science	
11:30-12:00	Social Studies	
12:00-12:30	Lunch	
12:30-1:00	Break	
1:00-2:00	Math	
2:00-2:30	Related Arts	



### VAR MS Home Learning - Structure of Daily Activities

Tuesday Zoom Meetings		Wednesday Zoom Meetings	
5th Grade Math - Ms. Moore 12:00pm - 1:00pm	6th Grade Resource - Mrs. Russell 11:00am - 12:00pm		
6th Grade Math - Ms. Moore 1:00pm - 2:00pm	5th Grade SS - Mrs. Allison 1:00 pm - 2:00pm		
5th Grade ELA - Ms. Whitticker 1:00pm - 2:00pm	6th Grade SS - Mrs. Allison 2:00pm - 3:00pm		
6th Grade ELA - Ms. Whitticker 11:45am - 12:45pm			
Teacher Name		Google Voice Number	Office Hours (Mon - Fri)
Mrs. Allison 5/6 Social Studies TSU Homeroom	dallison@visionacademy-riverside.org	317-207-0243	11:00am-1:00pm
Ms. Moore 5/6 Math Arizona Homeroom	smoore@visionacademy-riverside.org	317-469-9382	10:00am-12:00pm
Ms. Whitticker 5/6 Math MSU Homeroom	jwhitticker@visionacademy-riverside.org	317-426-1859	11:00am-2:00pm
Mrs. Hoadley K-8 Technology CAL Homeroom	thoadley@visionacademy-riverside.org	317-662-0024	10:00am-12:00pm



### VAR MS Home Learning - Structure of Daily Activities

Ms. Hodes K-8 Art MSU Homeroom	ahodes@visionacademy-riverside.org	317-663-9408	10:00am-12:00pm
Mr. Horne 5th Grade Resource	jhorne@visionacademy-riverside.org	317-732-8851	10:00am-12pm
Mrs. Russell 6th Grade Resource	rrussell@visionacademy-riverside.org	317-586-2749	12:00pm-2:00pm
Mrs. Harger K-8 ELL	mharger@visionacademy-riverside.org	317-883-7259	1:00 pm-3:00 pm
Mulugeta, Bilen Principal	bmulugeta@visionacademy-riverside.org	317-662-0105	
Kemps, Brian Dean of Academic	bkemps@visionacademy-riverside.org	215-688-6082	
Richard, Nelson Dean of Culture	rnelson@visionacademy-riverside.org	619-940-6386	
Sara Buchta Social Worker	sbuchta@visionacademy-riverside.org	317-662-0211	

- **Office Hours:** *Students may call a teacher during these times to receive one on one support for their work. We recommend that students email their teachers to schedule a set time that they can talk to their teachers during this time.*
- **Zoom Meetings:** *These are times that teachers will instruct students via video conferencing. Students are expected to attend the Zoom Conferences for each subject taught in their grade level. Teachers will share meeting codes with families the week of April 6<sup>th</sup>.*

Name \_\_\_\_\_ Date \_\_\_\_\_

1. Find the area of the following rectangles. Draw an area model if it helps you.

a.  $\frac{5}{4} \text{ km} \times \frac{12}{5} \text{ km}$

b.  $16\frac{1}{2} \text{ m} \times 4\frac{1}{5} \text{ m}$

c.  $4\frac{1}{3} \text{ yd} \times 5\frac{2}{3} \text{ yd}$

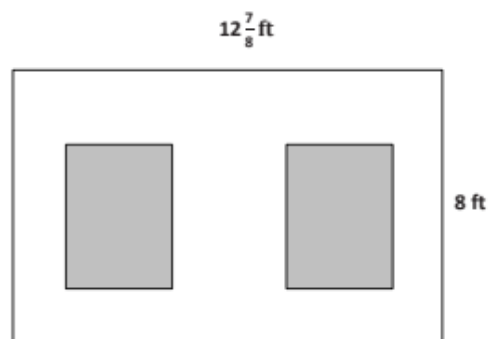
d.  $\frac{7}{8} \text{ mi} \times 4\frac{1}{3} \text{ mi}$



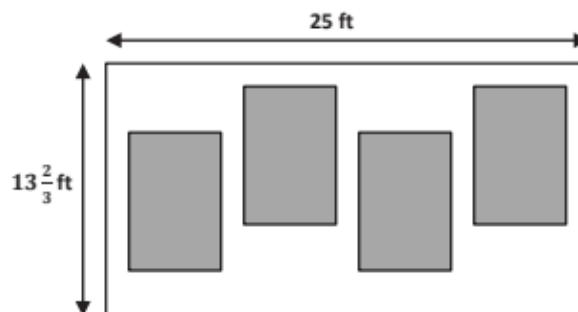
Name \_\_\_\_\_

Date \_\_\_\_\_

1. George decided to paint a wall with two windows. Both windows are  $3\frac{1}{2}$ -ft by  $4\frac{1}{2}$ -ft rectangles. Find the area the paint needs to cover.



2. Mr. Albano wants to paint menus on the wall of his café in chalkboard paint. The gray area below shows where the rectangular menus will be. Each menu will measure 6-ft wide and  $7\frac{1}{2}$ -ft tall.



- How many square feet of menu space will Mr. Albano have?
  
  
  
  
  
  
  
  
  
  
- What is the area of wall space that is not covered by chalkboard paint?

Name \_\_\_\_\_

Date \_\_\_\_\_

1. The length of a flowerbed is 4 times as long as its width. If the width is  $\frac{3}{8}$  meter, what is the area?

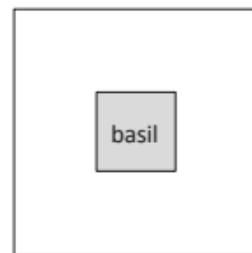
2.

The width of a picnic table is 3 times its length. If the length is  $\frac{5}{6}$  yd long, what is the area of the picnic table in square feet?

3.

Mrs. Johnson grows herbs in square plots. Her basil plot measures  $\frac{5}{8}$  yd on each side.

a. Find the total area of the basil plot.



b. Mrs. Johnson puts a fence around the basil. If the fence is 2 ft from the edge of the garden on each side, what is the perimeter of the fence in feet?